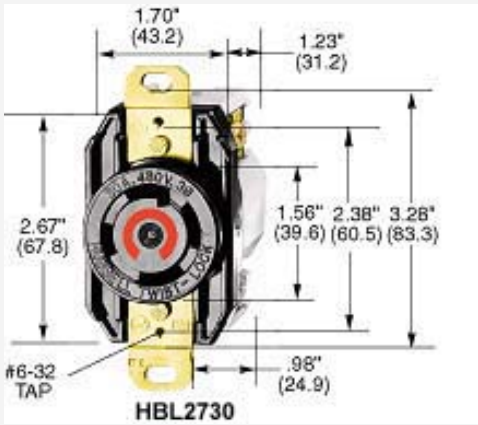



HBL2730 -- Twist-Lock Receptacle



3P4W, 30A 3PH 480V, L16-30R, Black Nylon Face

Product Specifications

| | |
|-------------------------|---|
| Product Type |  Twist-Lock Devices |
| Product Item | Single Receptacle |
| Wiring Scheme | 3 Pole, 4 Wire Grounding |
| Amperage | 30A |
| Voltage | 3 Phase 480V AC |
| NEMA Configuration | L16-30R |
| Item Style | Standard |
| Device Color | Black |
| Horsepower | 10 |
| Terminal Clamp Material | .040" (1.0) Brass |
| Terminal Screw Material | #10-32 Bronze (White finish on neutral screw when used) |
| Ground Screw Material | #10-32 Bronze (Green) |

| | |
|---|--|
| Contact Spring Material | .040" Brass |
| Mounting Screw Material | Steel-zinc-plated |
| Cover (Top) Material | Black Nylon |
| Base Material | Nylon Polyester |
| Ground Contact Material | .040" Brass |
| Bridge (Mounting Strap) Material | .050" Brass |
| Back Plate Material | .040" Brass |
| Rivet Material | Brass |
| Auto Ground Clip Material | Stainless Steel |
| Ratings | Molded into face. |
| Catalog No. | Marked onto body |
| Dielectric Voltage Withstand | 2,000V minimum |
| Current Interrupting | Certified for current interrupting at full rated current. |
| Temperature Rise | Max 30 C temperature rise at full rated current after 50 cycles of overload at 150% of rated current at a power factor of .75. |
| Terminal Accommodation | 30A-#10AWG |
| Terminal Identification | Terminals identified in accordance with UL 498 (X, Y, Z, White, Green) |
| Flammability | HB or better per UL 94 or CSA 22.2 No. 0.6 |
| Operating Temperatures | Maximum Continuous 75 C Minimum -40 C (w/o impact) |
| Listings | FED SPEC UL/CSA |
| Catalog Page | Click here for catalog page B43 |
| Brochures | Click here for product brochure |
| Hubbellnet | Click here for Hubbellnet |
| Catalog Section | Click here for Section-B |
| UPC Number | 78358523616 |
| Weight in LBs | 0.25 |



NEMA L16-30R
30A 3Ø 480V AC
UL/CSA
10 HP

NEMA
Configuration



TWIST-LOCK® Devices

3 Pole, 4 Wire Grounding

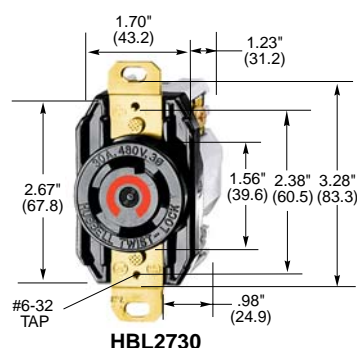
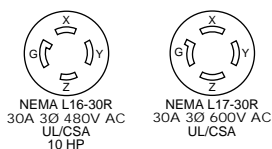
30 Ampere, 3Ø 480 and 3Ø 600 Volts AC

Receptacles, INSULGRIP® Connector Bodies, Flanged Devices and Plugs



Single Flush Receptacles, Back and Side Wired

| Description | Catalog Numbers | |
|----------------------|-----------------|---------|
| Black nylon face. | HBL2730 | HBL2740 |
| <i>Not Fed Spec.</i> | | |



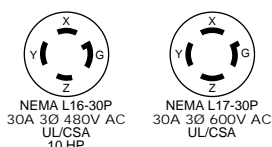
Insulgrip Connector Bodies IP20 SUITABILITY

| Description | Catalog Numbers | |
|--|-----------------|-----------|
| Black and white nylon. | HBL2733 | HBL2743 |
| Corrosion resistant, yellow nylon. | HBL27CM33 | HBL27CM43 |
| <i>Note: Cord clamp range .35"-1.15" (9-29).</i> | | |



Insulgrip Flanged Receptacles

| Description | Catalog Numbers | |
|---------------------------|-----------------|---------|
| Nylon casing, back wired. | HBL2736 | HBL2746 |



Insulgrip Plugs IP20 SUITABILITY

| Description | Catalog Numbers | |
|------------------------------------|-----------------|-----------|
| Black and white nylon. | HBL2731 | HBL2741 |
| Corrosion resistant, yellow nylon. | HBL27CM31 | HBL27CM41 |

*Notes: Cord clamp range .35"-1.15" (9-29).
See page B-73 for Add-A-Shroud™ kit.*



Insulgrip Flanged Inlets

| Description | Catalog Numbers | |
|--------------------------|-----------------|---------|
| Nylon casing, backwired. | HBL2735 | HBL2745 |

*Notes: HP ratings listed above are AC only.
See pages B-70 and B-71 for accessories.
Only receptacles and plugs are HP rated and up to 480V AC only.
For technical information see page B-83.
See page B-63 for a switched enclosure.*

